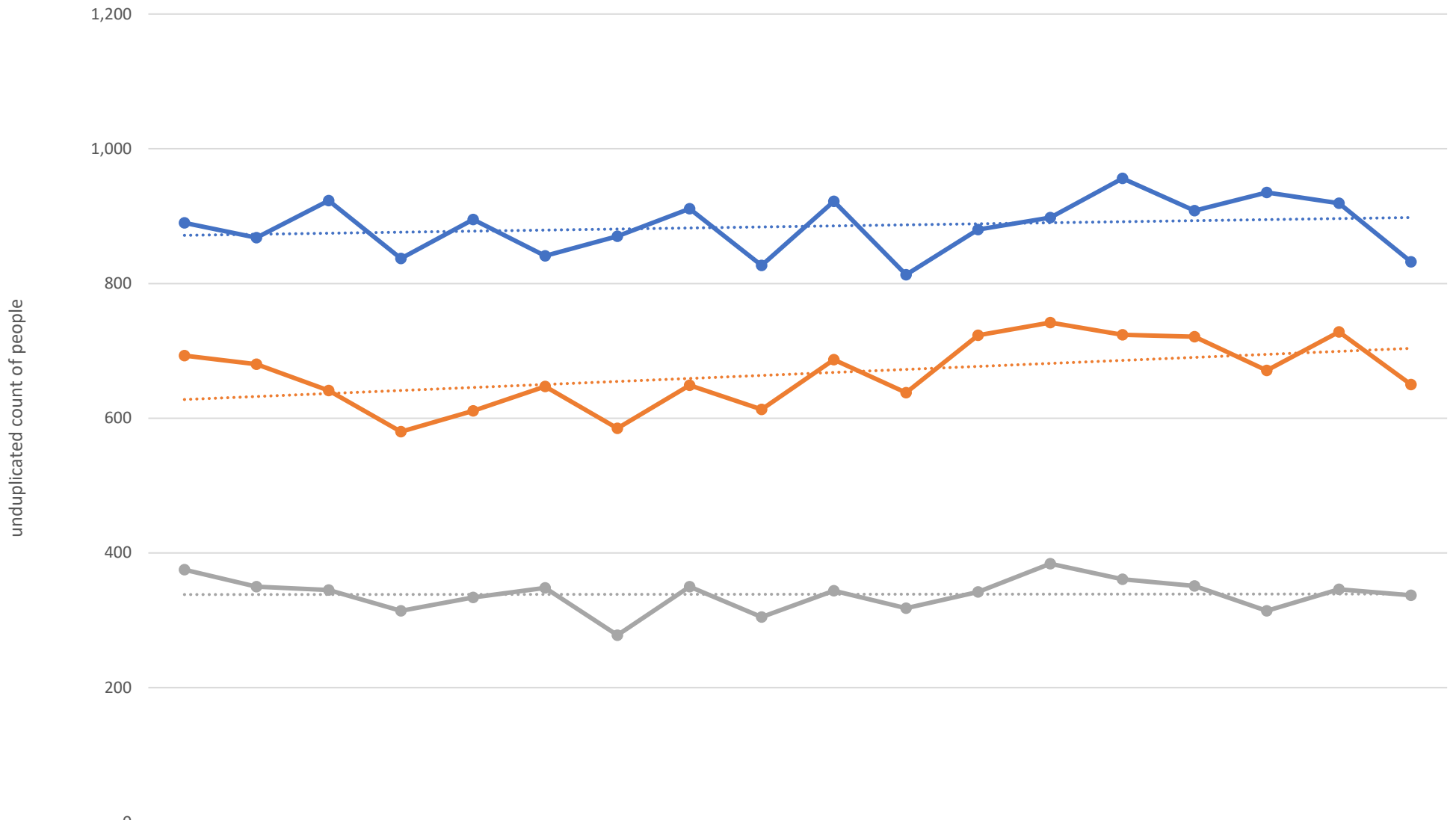




North Sound Crisis System Dashboard

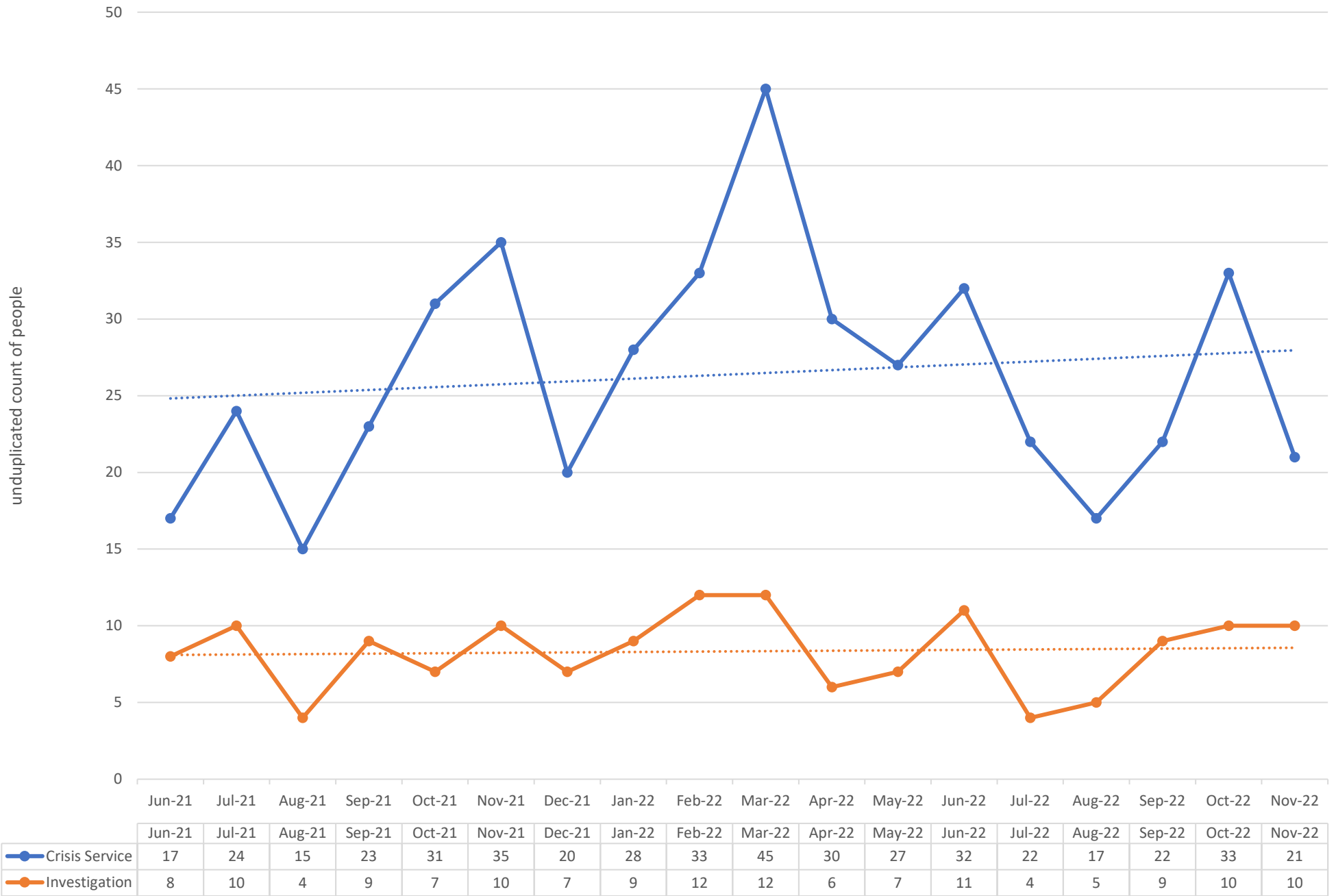
Page 2	Unduplicated People receiving a crisis system service
Page 3	Island - Unduplicated People receiving a crisis system service
Page 4	San Juan - Unduplicated People receiving a crisis system service
Page 5	Skagit - Unduplicated People receiving a crisis system service
Page 6	Snohomish - Unduplicated People receiving a crisis system service
Page 7	Whatcom - Unduplicated People receiving a crisis system service
Page 8	Region Designated Crisis Responder (DCR) Investigations
Page 9	Region DCR Investigation Referral Sources
Page 10	Region DCR Investigation Outcomes

Unduplicated People receiving a crisis system service

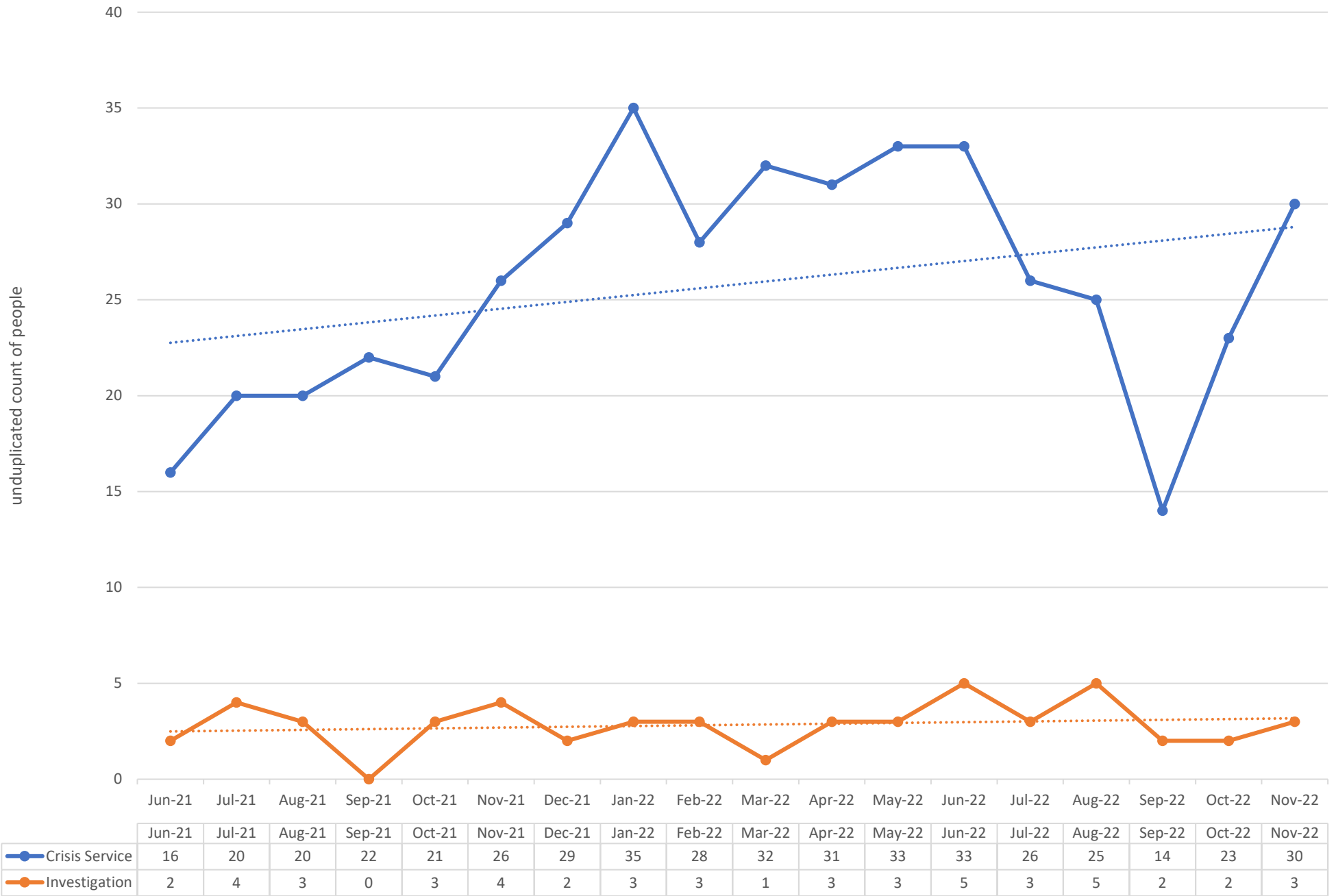


	Jun-21	Jul-21	Aug-21	Sep-21	Oct-21	Nov-21	Dec-21	Jan-22	Feb-22	Mar-22	Apr-22	May-22	Jun-22	Jul-22	Aug-22	Sep-22	Oct-22	Nov-22
● Crisis Call	890	868	923	837	895	841	870	911	827	922	813	880	898	956	908	935	919	832
● Crisis Service	693	680	641	580	611	647	585	649	613	687	638	723	742	724	721	671	728	650
● Investigation	375	350	345	314	334	348	278	350	305	344	318	342	384	361	351	314	346	337

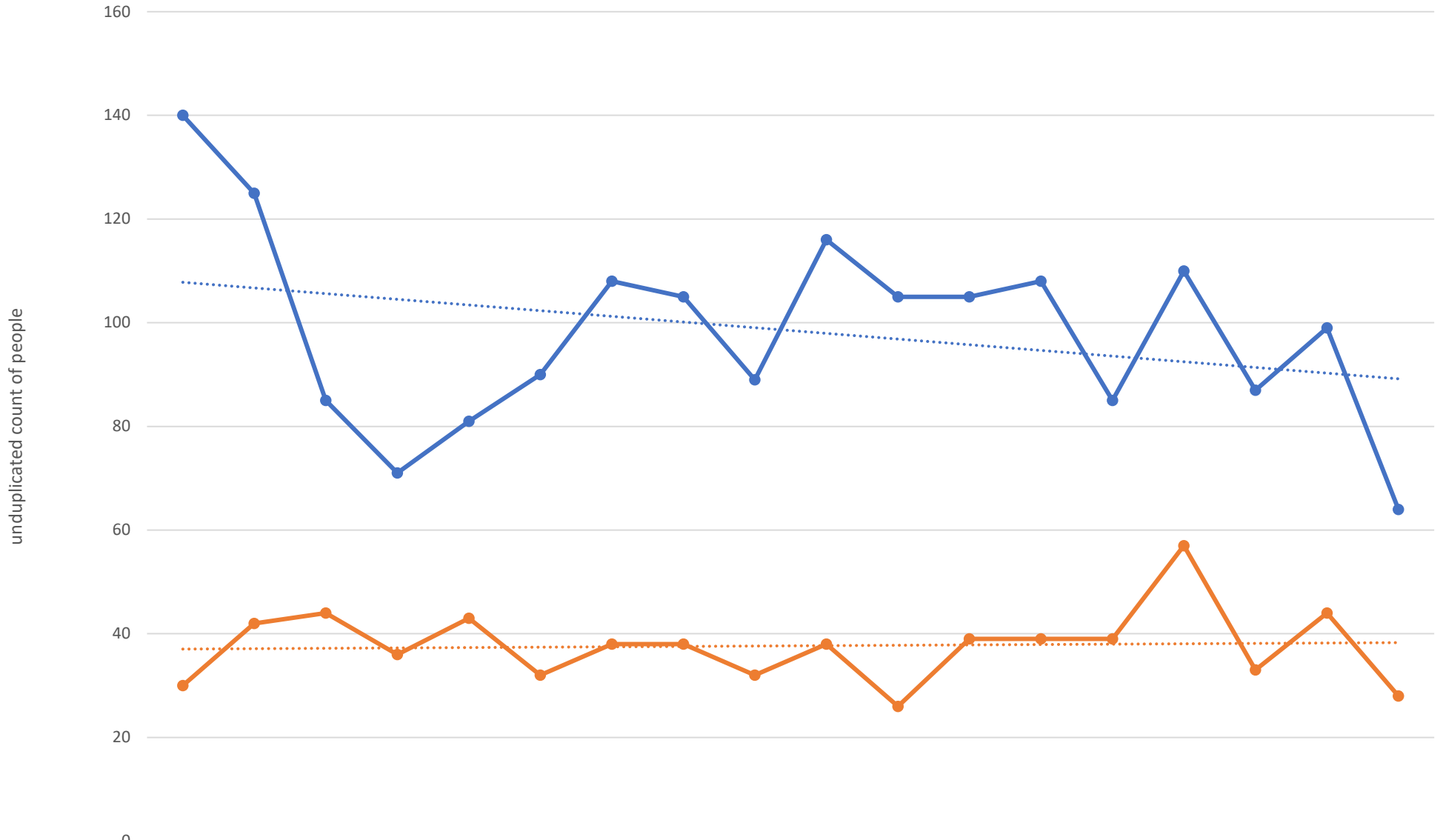
Island - Unduplicated People receiving a crisis system service



San Juan - Unduplicated People receiving a crisis system service



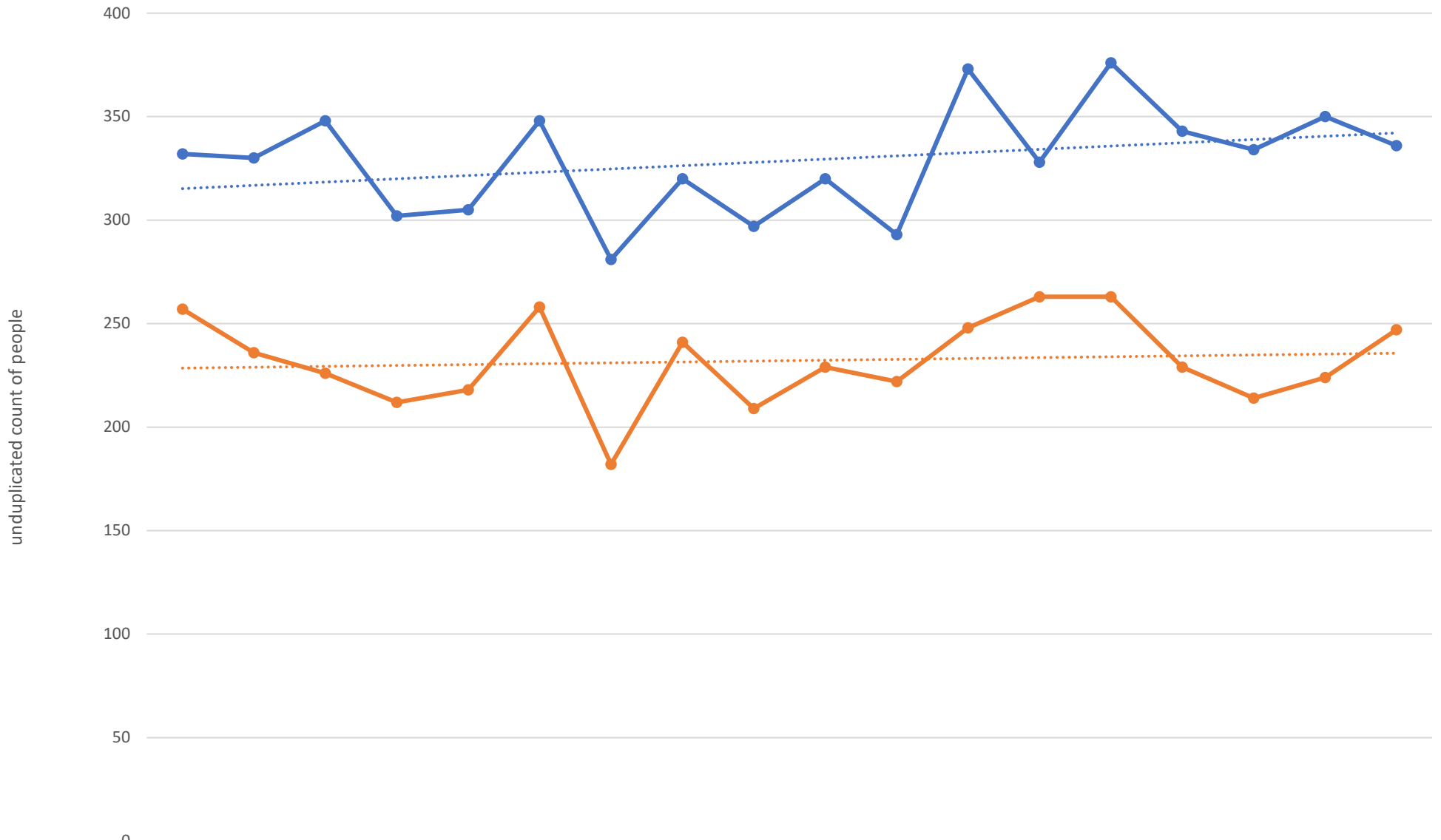
Skagit - Unduplicated People receiving a crisis system service



	Jun-21	Jul-21	Aug-21	Sep-21	Oct-21	Nov-21	Dec-21	Jan-22	Feb-22	Mar-22	Apr-22	May-22	Jun-22	Jul-22	Aug-22	Sep-22	Oct-22	Nov-22
--	--------	--------	--------	--------	--------	--------	--------	--------	--------	--------	--------	--------	--------	--------	--------	--------	--------	--------

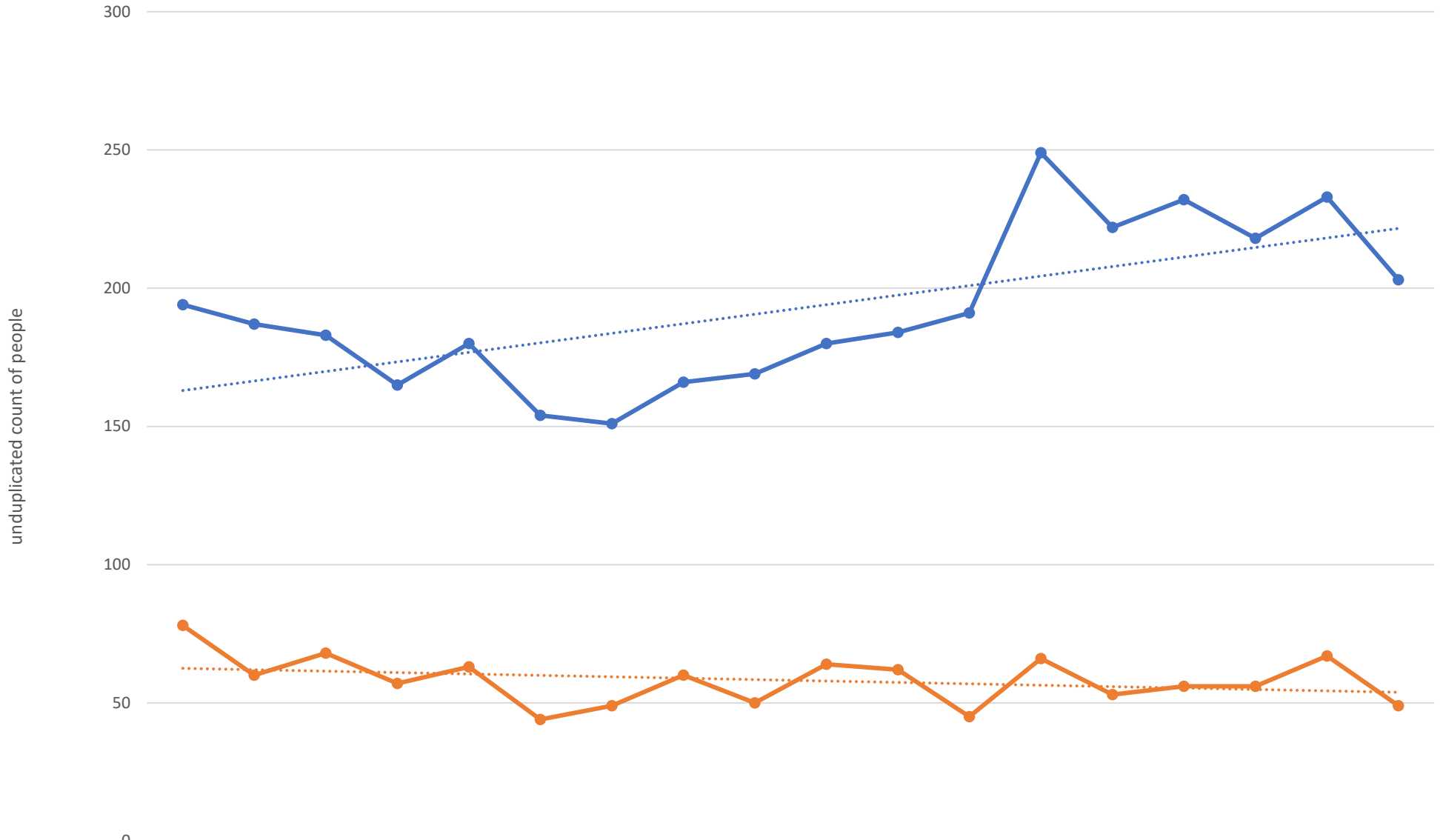
● Crisis Service	140	125	85	71	81	90	108	105	89	116	105	105	108	85	110	87	99	64
● Investigation	30	42	44	36	43	32	38	38	32	38	26	39	39	39	57	33	44	28

Snohomish - Unduplicated People receiving a crisis system service



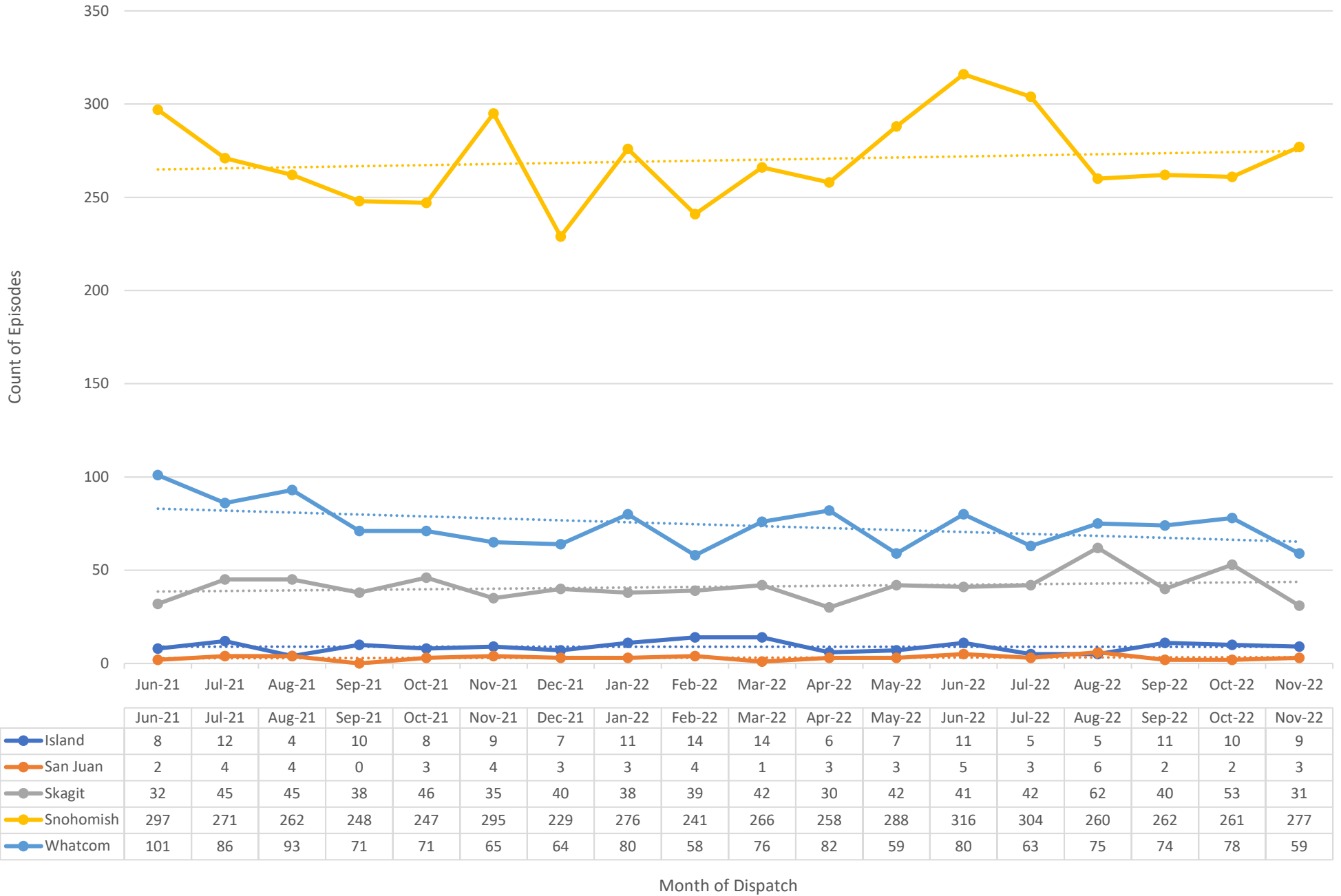
	Jun-21	Jul-21	Aug-21	Sep-21	Oct-21	Nov-21	Dec-21	Jan-22	Feb-22	Mar-22	Apr-22	May-22	Jun-22	Jul-22	Aug-22	Sep-22	Oct-22	Nov-22
● Crisis Service	332	330	348	302	305	348	281	320	297	320	293	373	328	376	343	334	350	336
● Investigation	257	236	226	212	218	258	182	241	209	229	222	248	263	263	229	214	224	247

Whatcom - Unduplicated People receiving a crisis system service

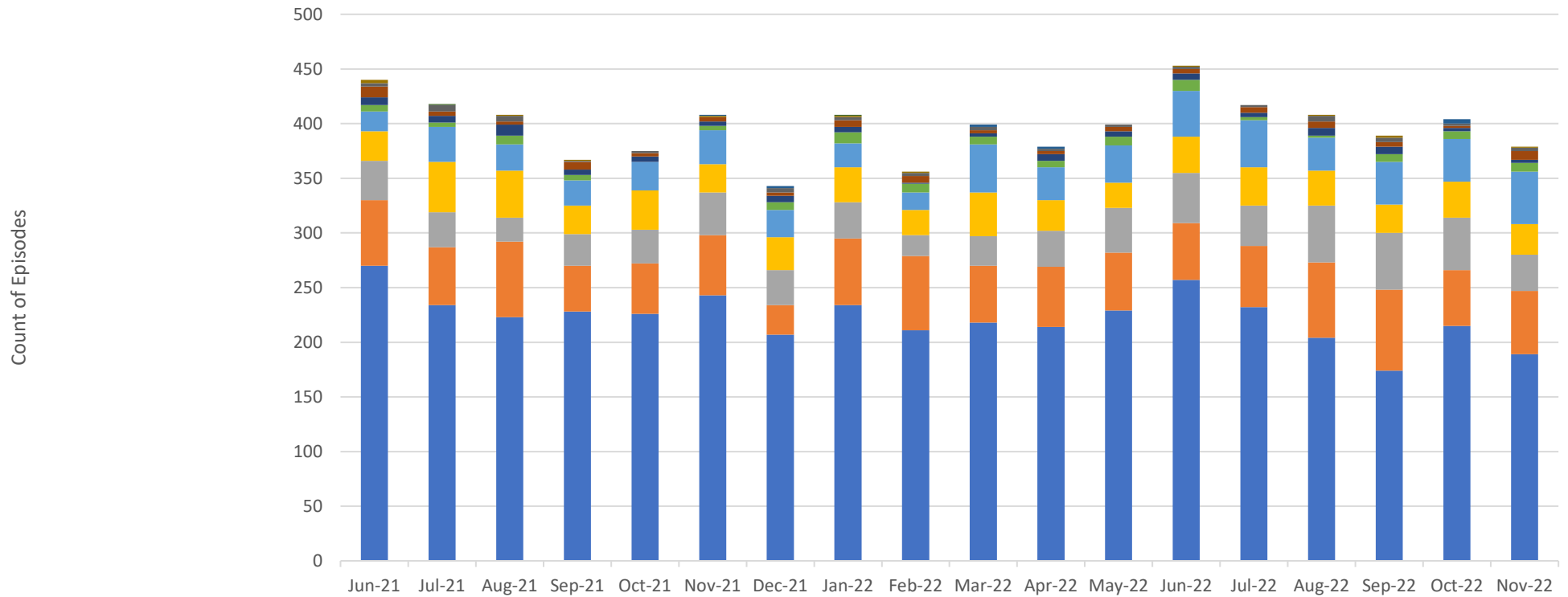


	Jun-21	Jul-21	Aug-21	Sep-21	Oct-21	Nov-21	Dec-21	Jan-22	Feb-22	Mar-22	Apr-22	May-22	Jun-22	Jul-22	Aug-22	Sep-22	Oct-22	Nov-22
● Crisis Service	194	187	183	165	180	154	151	166	169	180	184	191	249	222	232	218	233	203
● Investigation	78	60	68	57	63	44	49	60	50	64	62	45	66	53	56	56	67	49

Region Designated Crisis Responder (DCR) Investigations



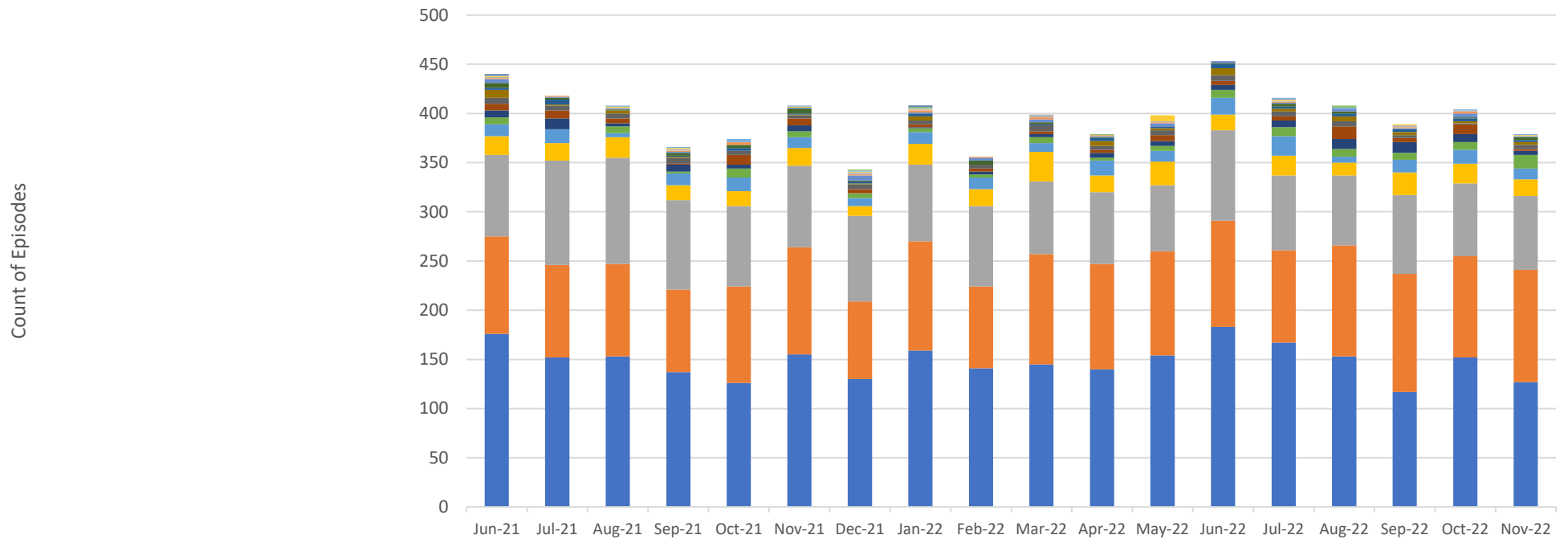
Region DCR Investigation Referral Sources



	Jun-21	Jul-21	Aug-21	Sep-21	Oct-21	Nov-21	Dec-21	Jan-22	Feb-22	Mar-22	Apr-22	May-22	Jun-22	Jul-22	Aug-22	Sep-22	Oct-22	Nov-22
Impact Team Law Enforcement Referral	0	1	0	0	0	0	0	1	0	0	0	0	0	0	0	0	0	0
School	0	0	0	0	0	1	2	0	0	2	2	0	0	0	0	0	4	0
Referral from MCR to DCR	3	0	1	1	0	1	0	1	1	0	0	0	1	0	1	2	0	1
Community	3	6	5	1	2	0	4	3	3	3	2	2	2	2	5	4	2	3
Social Service Provider	10	4	3	7	3	4	3	6	6	3	3	4	4	5	6	4	2	8
Care Facility	7	6	10	5	5	4	6	5	1	3	6	5	6	4	7	7	3	3
Legal Representative	6	4	8	5	0	4	7	10	8	7	6	8	10	3	2	7	7	8
Professional	18	32	24	23	26	31	25	22	16	44	30	34	42	43	30	39	39	48
Law Enforcement	27	46	43	26	36	26	30	32	23	40	28	23	33	35	32	26	33	28
Other	36	32	22	29	31	39	32	33	19	27	33	41	46	37	52	52	48	33
Family	60	53	69	42	46	55	27	61	68	52	55	53	52	56	69	74	51	58
Hospital	270	234	223	228	226	243	207	234	211	218	214	229	257	232	204	174	215	189

Month of Dispatch

Region DCR Investigation Outcomes



	Jun-21	Jul-21	Aug-21	Sep-21	Oct-21	Nov-21	Dec-21	Jan-22	Feb-22	Mar-22	Apr-22	May-22	Jun-22	Jul-22	Aug-22	Sep-22	Oct-22	Nov-22
■ Referred to sobering unit	1	0	0	0	0	0	0	1	0	0	0	0	1	0	0	0	0	0
■ Petition filed for outpatient evaluation	0	0	0	0	0	0	1	1	0	0	1	0	0	0	2	0	0	0
■ Referred to chemical dependency inpatient program	1	0	1	1	3	1	1	1	0	0	0	0	0	2	1	0	1	1
■ Referred to acute detox	1	0	1	1	0	1	1	1	0	0	0	6	0	1	0	1	0	1
■ Referred to chemical dependency intensive outpatient program	1	0	1	2	0	0	2	1	0	3	0	1	0	1	0	2	1	0
■ Referred to sub acute detox	1	1	0	1	3	0	1	2	1	2	1	1	0	1	0	1	2	0
■ No detention - E&T provisional acceptance did not occur within statutory timeframes	4	1	1	1	0	1	5	1	3	3	1	3	1	1	3	1	4	1
■ Detention to Secure Detox facility (72 hours as identified under 71.05)	5	2	1	3	3	5	1	0	4	2	1	0	1	3	2	0	1	3
■ Filed petition - recommending LRA extension.	2	5	0	1	3	1	2	3	0	1	3	2	4	2	3	3	3	2
■ No detention - Unresolved medical issues	8	1	3	1	0	1	1	4	0	0	5	2	7	3	5	3	2	3
■ Referred to crisis triage	6	5	5	6	4	3	5	4	4	6	4	5	6	5	5	3	1	4
■ Referred to non-mental health community resources.	7	8	5	1	10	7	4	3	3	3	3	6	4	4	13	4	10	2
■ Non-emergent detention petition filed	7	11	3	7	4	6	0	1	3	3	5	5	5	7	10	11	8	4
■ Returned to inpatient facility/filed revocation petition.	7	0	7	2	9	6	5	4	3	6	3	5	8	9	8	7	8	14
■ Did not require MH or CD services	12	14	4	12	14	11	8	12	12	9	15	11	17	20	6	13	14	11
■ Referred to voluntary inpatient mental health services.	19	18	21	15	15	18	10	21	17	30	17	24	16	20	13	23	20	17
■ Other	83	106	108	91	82	83	87	78	82	74	73	67	92	76	71	80	74	75
■ Referred to voluntary outpatient mental health services.	99	94	94	84	98	109	79	111	83	112	107	106	108	94	113	120	103	114
■ Detention (72 hours as identified under the Involuntary Treatment Act, RCW 71.05).	176	152	153	137	126	155	130	159	141	145	140	154	183	167	153	117	152	127

Month of Dispatch